
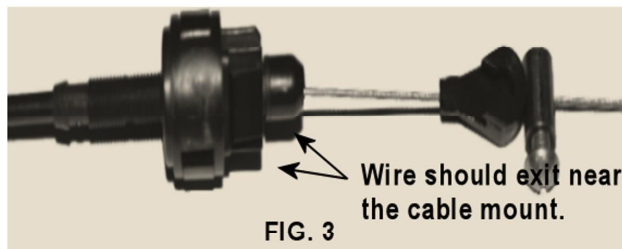



# DETENT CABLE INSTALLATION INSTRUCTIONS

1. Attach the bottom of the cable to the transmission.  
(Fig. 1 & 2)
2. Install the upper cable into the cable bracket insuring that the exit point of the wire is near the mount. (Fig. 3)
3. Snap the "teardrop" onto the throttle lever.
4. Slide the locking screw next to the "teardrop" & tighten screw.
5. Unlock the cable and open the throttle all the way... the cable housing should slide forward into place. (Fig. 4)
6. The cable should be tight when full throttle is applied.
7. Re-engage the lock on the cable.
8. Test drive and re-adjust if necessary.



**Teckpak Hotline: 1-800-527-2544**  
**[www.teckpak-fitzall.com](http://www.teckpak-fitzall.com)**