

INSTALLATION INSTRUCTIONS  
**Teckpak/Fitzall FORD ESCORT 1981-UP, TOPAZ & TEMPO 1985-UP  
TAURUS & SABLE 1986-UP, LINCOLN CONTINENTAL 1989-UP  
BOTH SIDES  
AXLE STABILIZER BEARING & SEAL**

**Part #86125LRB**

1. Remove the axle in the normal manner.
2. Remove the seal as in Figure 1.




Figure 1.

3. Clean the area where the seal was removed. Use Loctite when installing. Figure 2.
4. Install the stabilizer with Teckpak Bearing Driver T-AXOD-303 as you would a new axle seal.

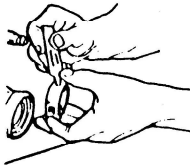
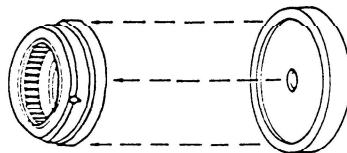


Figure 2.



Axle Stabilizer Bearing & Retainer  
Installation Driver

5. Before reinstalling the axle, sand the seal surface on the inner c.v. joint (Figure 3) and apply a generous amount of assembly lube or axle grease (Figure 4).

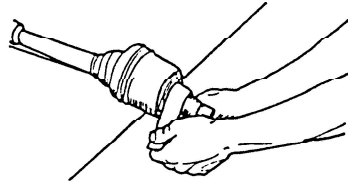


Figure 3.

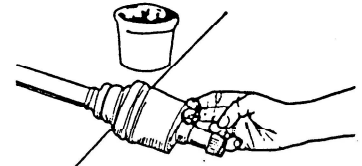


Figure 4.

**REPLACEMENT  
SEALS  
Part #16522**

Teckpak 5-94